

Product Usage Guide

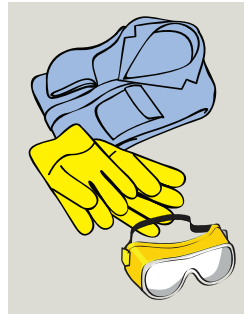
Professional



BA051-5



Disinfecting Hard Surfaces & Equipment



1 Use appropriate PPE as indicated in the Safety Data Sheet.




2 Place Safety Signs.




3 Dilute 24ml per 600ml water in a trigger spray bottle.



4 Apply to the surface and wipe using a clean cloth. Contact time 30 seconds.



5 Allow to air dry.



6 Remove Safety Signs.

General Cleaning



1 Use appropriate PPE as indicated in the Safety Data Sheet.



2 Place Safety Signs.




3 Sweep floor.



4 Dilute 200ml per 5 litres of water into a bucket.



5 Mop or wipe surface.



6 Allow to air dry.



7 Remove Safety Signs.

Health & Safety

Please refer to relevant COSHH Safety Data Sheet



Scan for further product details